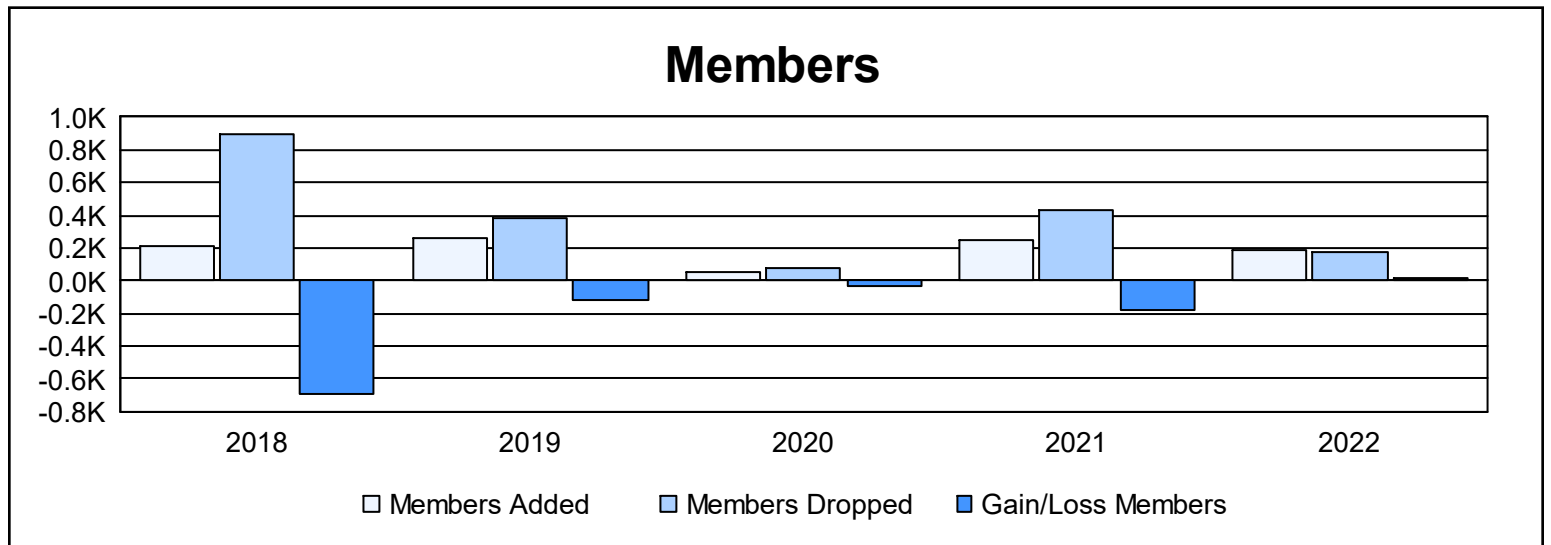
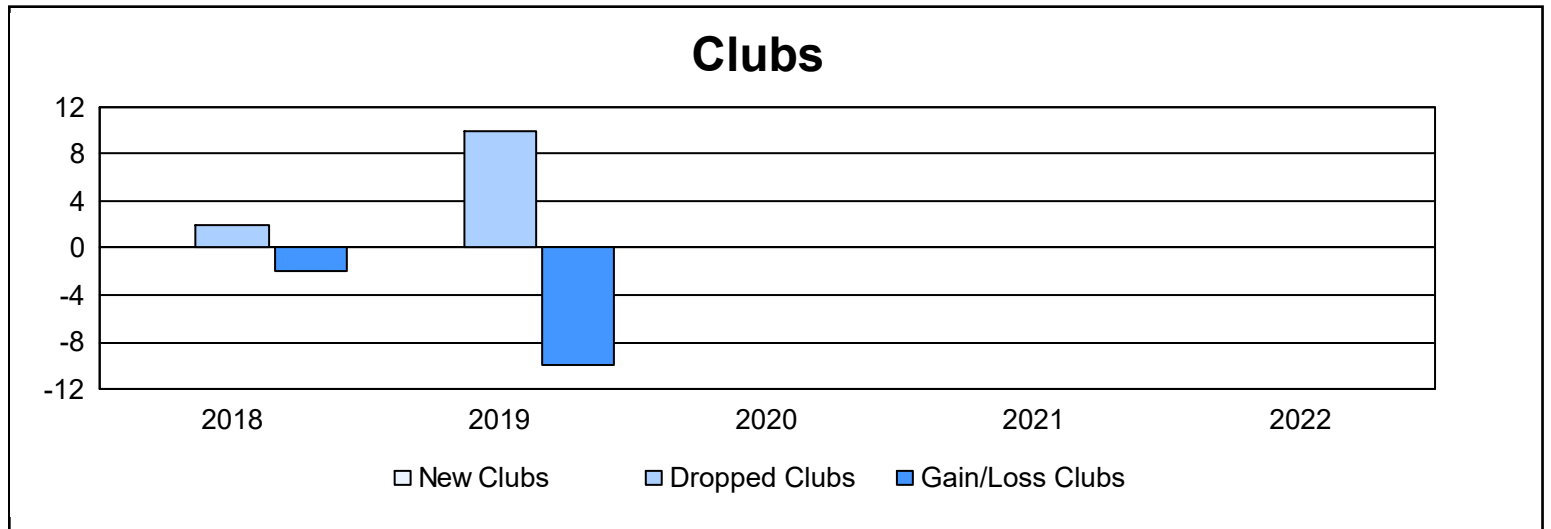
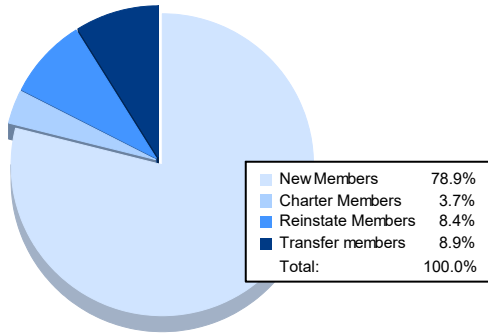


Year	New Clubs	Dropped Clubs	Gain/ Loss Clubs	New Members	Charter Members	Reinstate Members	Transfer Members	Total Member Added	Total Members Dropped	Gain/ Loss Members
2017-2018	0	2	-2	129	56	6	19	210	901	-691
2018-2019	0	10	-10	119	98	32	16	265	383	-118
2019-2020	0	0	0	10	23	8	12	53	83	-30
2020-2021	0	0	0	187	17	8	33	245	428	-183
2021-2022	0	0	0	150	7	16	17	190	171	19
<b>Average</b>	<b>0</b>	<b>2</b>	<b>-2</b>	<b>119</b>	<b>40</b>	<b>14</b>	<b>19</b>	<b>193</b>	<b>393</b>	<b>-201</b>



### Membership Composition June 2022 Cumulative



### Gender Composition June 2022 Cumulative

